

▶ RELEASE NOTES

Panopticon

Version 2022.1

New Features

| Data Connectivity | |
|-------------------|--|
| Feature ID | Description |
| DDTV-18291 | New JDBC connector (Beta) |
| DDTV-17631 | New Web Data connector |
| DDTV-18310 | New MS Excel (xlsx) connector |
| DDTV-18560 | Ability to upgrade legacy MS Excel data sources to the new MS Excel (xlsx) connector |
| DDTV-16185 | New Shakti connector (Beta) |
| DDTV-18489 | Google Analytics static connector |
| DDTV-17595 | Support for parameterized Record Path in JSON and XML connectors |

| Web Authoring/UX | |
|------------------|---|
| Feature ID | Description |
| DDTV-18282 | Wizard with sequence of windows to add and edit data tables for new users See New Wizard to Add or Edit Data Tables section below. |
| DDTV-17374 | Ability to select single colors from existing palettes, in the color picker |
| DDTV-18266 | Ability to activate or deactivate all alerts in one click |
| DDTV-18423 | New Welcome page as the default first screen |
| DDTV-18425 | Workbook overview affordance when there are no published workbooks |
| DDTV-18426 | Guided tour in the Dashboard Editor for new users |
| DDTV-18435 | New circular user avatar with initials |
| DDTV-18246 | Ability to publish theme from a workbook to the server |

Dashboarding

| Feature ID | Description |
|------------|---|
| DDTV-15567 | Support styling of the Filter Box |
| DDTV-18278 | Support styling of Action controls |
| DDTV-16174 | Support styling of visualizations |
| DDTV-18194 | Ability to set horizontal and vertical alignment of the Image Box |

Visualization

| Feature ID | Description |
|------------|--|
| DDTV-18293 | New default Single and Sign color palettes Standardized interface to add and configure color palettes |
| DDTV-18447 | Support for either saving, or dynamically adjusting, Map Plot zoom and pan based on loaded data |

Server Improvements

| Feature ID | Description |
|------------|---|
| DDTV-16411 | Support overriding of root folder parameters for all user folders |
| DDTV-18383 | New public REST API interface |
| DDTV-17370 | Support uploading and downloading of Scheduler tasks |

Analytics

| Feature ID | Description |
|------------|--|
| DDTV-18274 | Alert condition, and the value that triggered alert, are displayed in the Alert notification |
| DDTV-18508 | Ability to turn off default wildcards in Text filtering |
| DDTV-18139 | Ability to use Action Button to transfer TimeWindowStart, TimeWindowEnd, and Snapshot parameter values to parameters |

Data Framework

| Feature ID | Description |
|------------|--|
| DDTV-17428 | Support filtering data extract by parameter without explicitly selecting columns or aggregation |
| DDTV-17616 | New Full Outer Join and Cross Join options for data sources |
| DDTV-18317 | Integer data type support for Arrow serialization in the Python connector |
| DDTV-18514 | Support for Count aggregation method for barring in the Timeseries Transform |
| DDTV-18304 | New special server parameters: <ul style="list-style-type: none"> • <code>_timezone</code> - the name of the server timezone • <code>_timezone_offset</code> - the difference, in hours, between local server time and UTC |
| DDTV-18056 | Support for parameterization of Data Source row limit |

Streams Server

| Feature ID | Description |
|------------|--|
| DDTV-17109 | Support for Protobuf parser in External Input operator |

Reporting

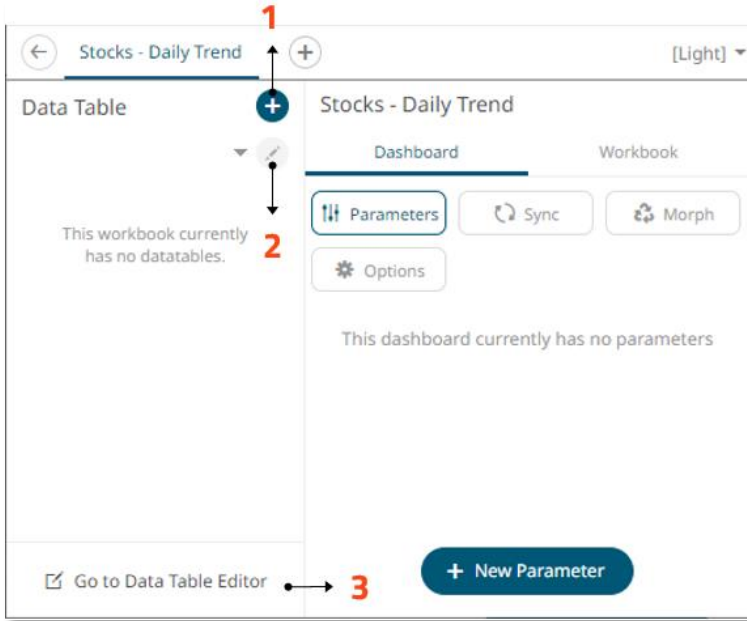
| Feature ID | Description |
|------------|---|
| DDTV-17436 | Ability to zip CSV data attachment in Email CSV Data Scheduler task |

Web Designer

| Feature ID | Description |
|------------|--|
| DDTV-18180 | Ability to view missing data tables for Actions in the workbook issues listing |

New Wizard to Add or Edit Data Tables

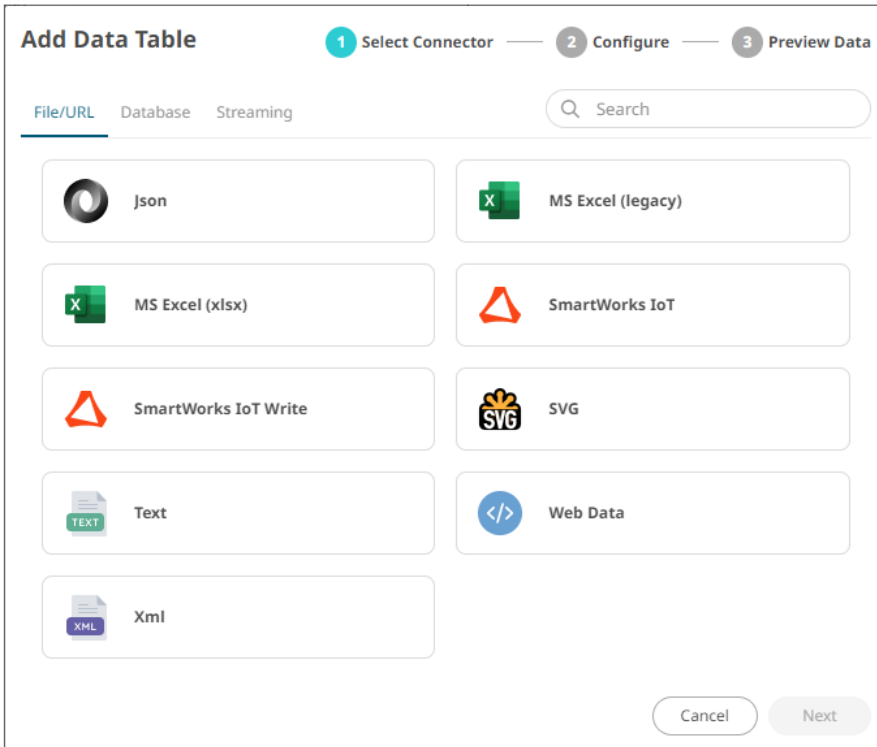
In the 2022.1.0 release of Panopticon Real Time, there are now three options available on the *Data Table* panel to add and configure data tables:



MORE INFORMATION HERE

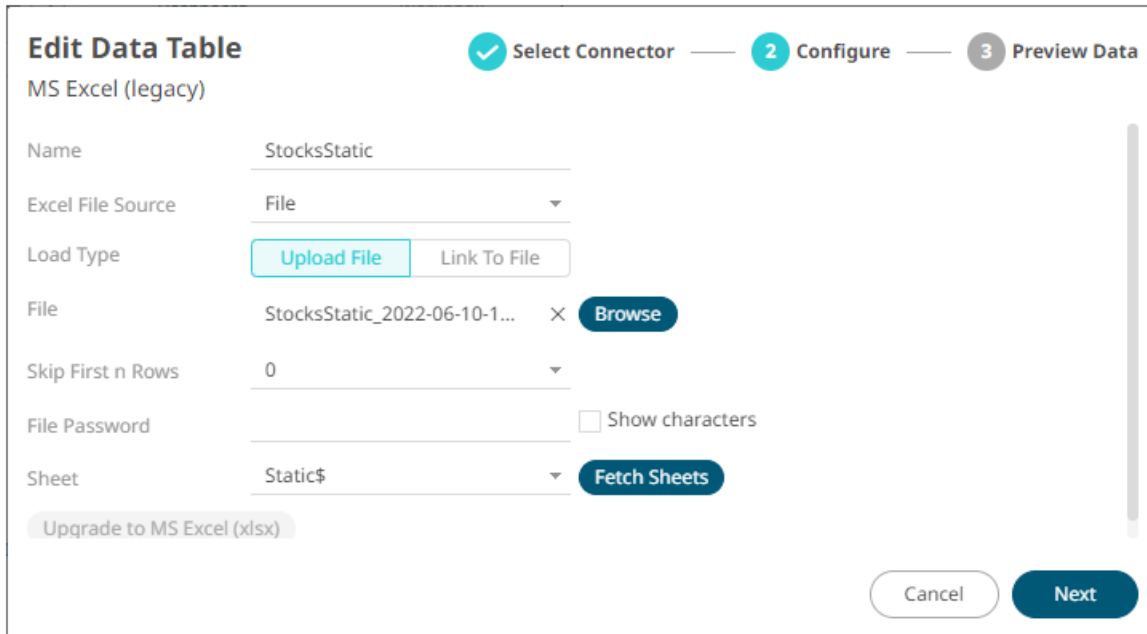
Web Authoring Guide: [Adding and Managing Data Tables](#)

1 Opens the *Add Data Table Wizard*.



See [Using the Add Data Table Wizard](#) for more information.

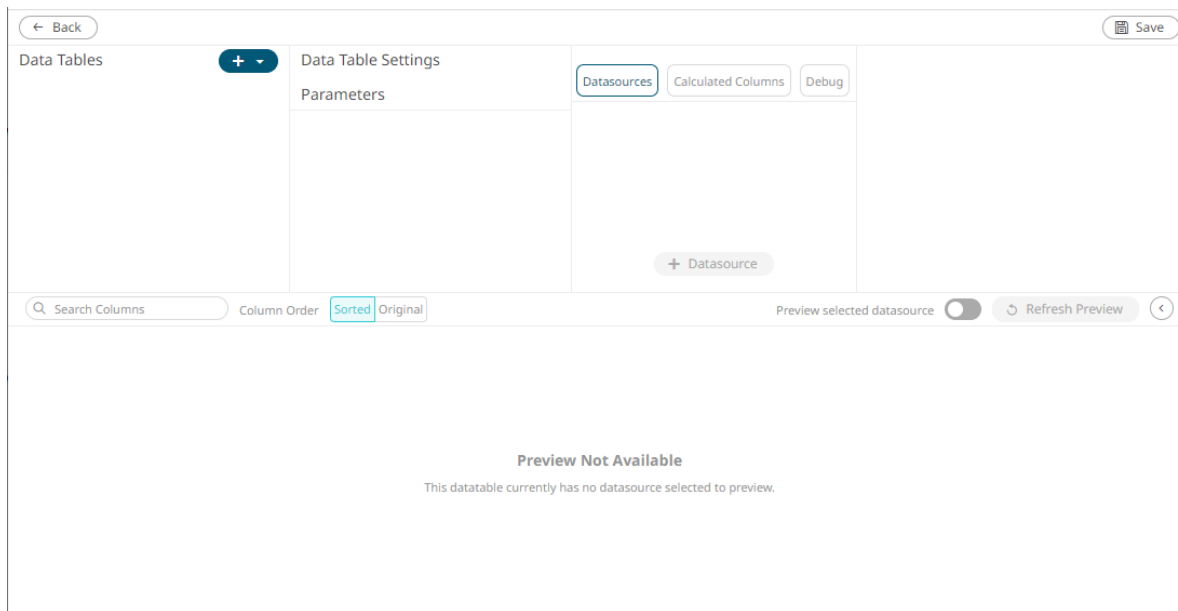
2 Opens the *Edit Data Table Wizard*.



The **Edit Data Table** icon is disabled if:

- the selected data table is too complex to allow editing in the wizard. In this instance, use the [Data Table Editor](#) layout instead.
- a data table has not yet been added.

3 Opens the old *Data Table Editor* view.



See [Using the Data Table Editor Layout](#) for more information.

Fixed Issues

| Issue ID | Description |
|------------|--|
| DDTV-18504 | Alert failed to decompress data; only getting first alert when several alerts were expected |
| DDTV-18644 | Link to File no longer supporting Korean |
| DDTV-18480 | Slow performance when editing data tables |
| DDTV-18880 | Queries corrupted in log messages |
| DDTV-18856 | "TypeError: Cannot read properties of undefined (reading 'getFormattedValue')" observed in the console when copying cell data |
| DDTV-18827 | Image client export Excel images are not scaled correctly |
| DDTV-18773 | Saving an empty data source then deleting it enables the part selector |
| DDTV-18368 | Pagination and forward/backward buttons in the Workbook History dialog not visible on screen |
| DDTV-18750 | Username and password are mandatory in R Transform to run application in Streams |
| DDTV-18751 | R Transform operator does not give any output when there are Null values in the incoming data |
| DDTV-18569 | Barring aggregate not reset to default and getting the wrong data in Timeseries Transform |
| DDTV-18622 | Inability to make parts smaller beyond a certain point |
| DDTV-18723 | Possible to undo/redo workbook actions in the Data Table Editor |
| DDTV-18258 | Dolphin format type "SYMBOL" not recognized when trying to run query in Dolphin DB |
| DDTV-18323 | Scheduled Email Image data that do not fit in cell values are being cut off |
| DDTV-18516 | Unable to update/reset system themes |
| DDTV-18444 | Cursor positioned before inserted column name instead of after when adding first column name by double-clicking the calculated column expression |
| DDTV-18408 | Action drop-down list not updated on data table refresh |
| DDTV-18485 | Configured parameter that should not display will appear after copy-pasting from other dashboard |
| DDTV-18328 | Action Button's default value should be set to Current value instead of Constant |
| DDTV-18430 | Action Form components missing parameters in query |

| | |
|------------|--|
| DDTV-18335 | Save workbook after rename terminates subscription |
| DDTV-18854 | Remote OTQs not loaded in OTQ list drop-down list while Local and Remote options are checked in the OneTick and OneTick CEP connectors |
| DDTV-18302 | Pinned details display outside the visualization when zooming |
| DDTV-18829 | "java.lang.NullPointerException: Response cannot be null" when topic name was entered in the Kafka Publisher connector |
| DDTV-18830 | Resizing workbook with panels generates JavaScript error |
| DDTV-18460 | Workbook with '&' in the name is displayed as '-&' inside the Open dialog box for export bundle and remove workbook |
| DDTV-18327 | Scroll bar not displayed in the Icon Legend |
| DDTV-18539 | Publishing to a URL ending with PanopticonService.svc in PCLI fail with 404 error |
| DDTV-18321 | Clicking the Save button in themes opens the Color Palettes window |
| DDTV-18356 | Running an application with blank Timestamp displays "Empty name" error in Streams |
| DDTV-18584 | User with read-only permission still able to edit application/data source in Streams |
| DDTV-18322 | Frame name in R Transform operator in Streams only accepts "df" |
| DDTV-18286 | In the generated PDF, text is always middle-aligned in the Action Text Box |
| DDTV-18475 | "ImageClientException: Failed to zip file for Images" error when running Email CSV and HTML scheduler |
| DDTV-18270 | Values in X-axis not displayed in the downloaded PDF if visualization are added in a Panel and has multiple values in X-axis |
| DDTV-18172 | Right-clicking on a numeric axis generates a JavaScript error |
| DDTV-18399 | Truncate Data Set not working as expected in Row Limit settings of Streaming connectors |
| DDTV-18241 | Filter values disappear after changing the mode |
| DDTV-18287 | Difficult to enter text in Source and Target fields in REST Transform operator |

Release Notes of Previous Releases

| Panopticon Release | Link |
|--------------------|---|
| 2021.1 | https://help.altair.com/2021.1/panopticon/AltairPanopticon_ReleaseNotes.pdf |
| 2021.2 | https://help.altair.com/2021.2/panopticon/AltairPanopticon_ReleaseNotes.pdf |
| 2022.0 | https://help.altair.com/2022/panopticon/AltairPanopticon_ReleaseNotes.pdf |

07.2022